

# Building Consents Issued: November 2016

Embargoed until 10:45am – 19 January 2017

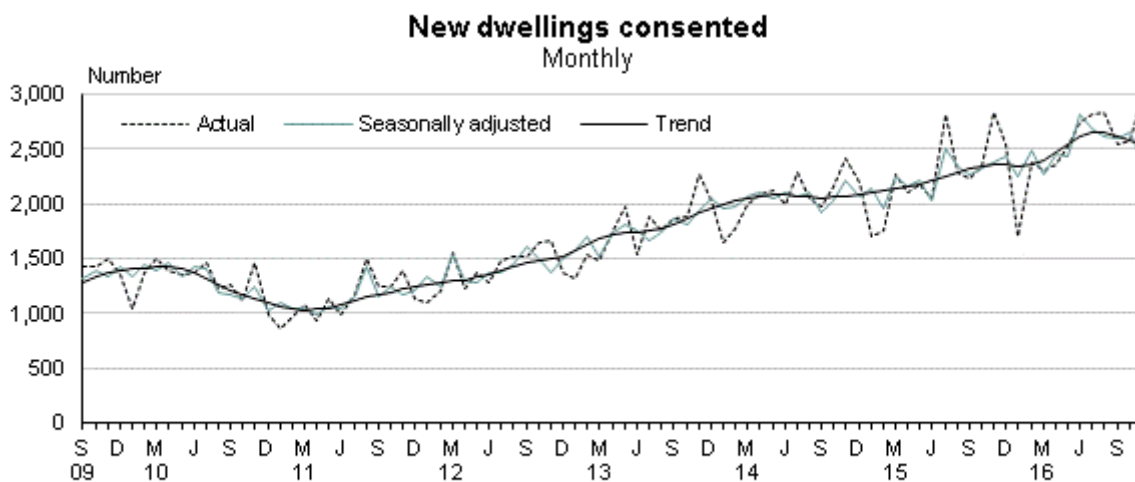
## Key facts

In November 2016, building consents were issued for 2,973 new dwellings:

- 1,886 houses
- 507 townhouses, flats, and units
- 375 apartments
- 205 retirement village units.

The seasonally adjusted number of new dwellings consented fell 9.2 percent in November 2016 compared with October 2016. This followed a 2.0 percent rise in October. The trend is showing signs of decreasing after reaching a 12-year high in mid-2016.

In the year ended November 2016, 30,303 new dwellings were consented – up 13 percent from the November 2015 year.



Source: Statistics New Zealand

Including alterations, the value of building work consented in the November 2016 month was \$1.6 billion, comprising \$1.2 billion of residential work and \$411 million of non-residential work.

Liz MacPherson, Government Statistician  
ISSN 1178-0231  
19 January 2017

## Commentary

- [New dwelling consents reach 11-year high in November](#)
- [New dwellings up in 13 regions](#)
- [Non-residential building consents valued at \\$411 million](#)
- [Consents for all buildings total \\$1.6 billion](#)
- [Find data tables](#)

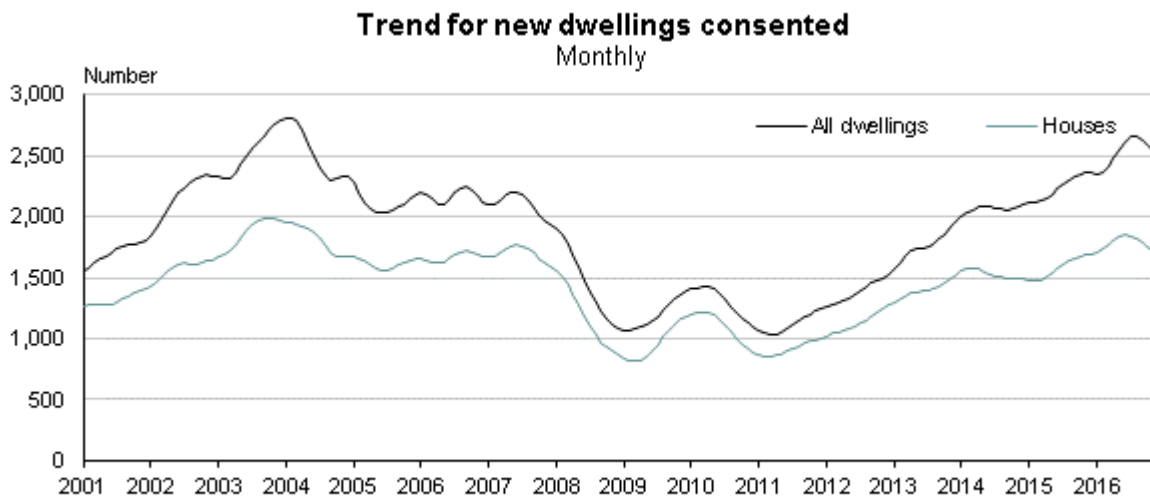
Figures given are not adjusted for seasonal fluctuations unless otherwise stated. Values include GST and are not adjusted for inflation.

### New dwelling consents reach 11-year high in November

In November 2016, the number of new dwellings consented reached an 11-year high. A total of 2,973 new dwellings were consented:

- 1,886 houses
- 507 townhouses, flats, and units
- 375 apartments
- 205 retirement village units.

The seasonally adjusted number of new dwellings consented fell 9.2 percent in November 2016 compared with October 2016. This followed a 2.0 percent rise in October. The trend is showing signs of decreasing after reaching a 12-year high in mid-2016.



Source: Statistics New Zealand

For houses only, the seasonally adjusted number fell 7.7 percent, following a 1.4 percent fall in October. The trend has decreased slightly.

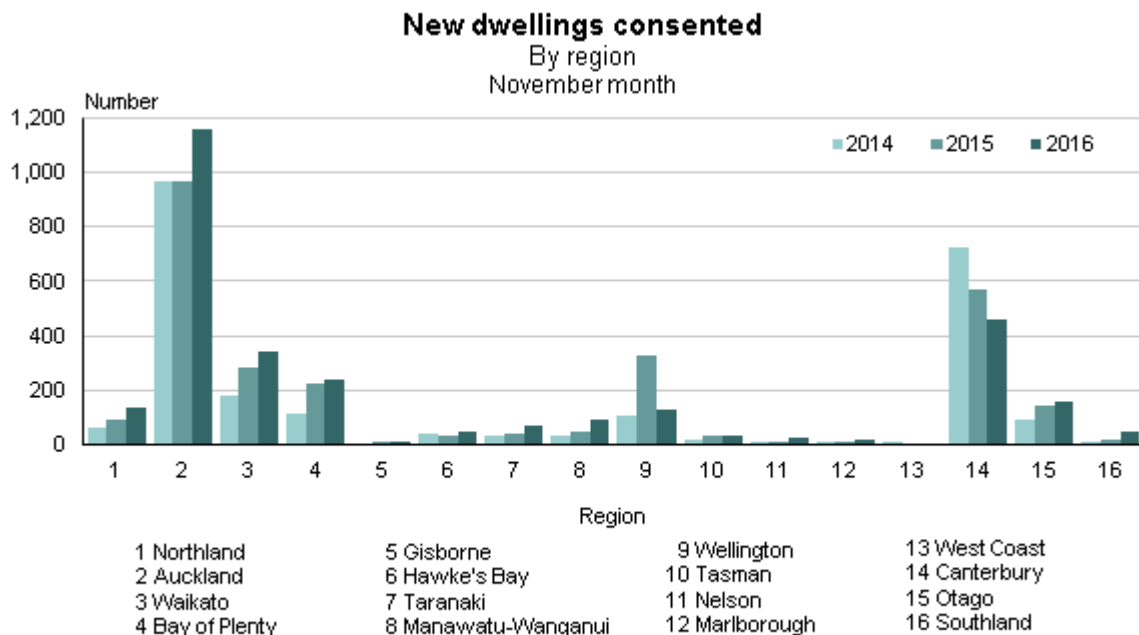
## New dwellings up in 13 regions

In 13 of the 16 regions, the number of new dwellings consented in November 2016 was higher than in November 2015.

The regions with the largest movements were:

- Auckland – **up** 190 (20 percent) to 1,156
- Wellington – **down** 196 (60 percent) to 132
- Canterbury – **down** 114 (20 percent) to 459.

Nationally, 2,973 new dwellings were consented – up 142 (5.0 percent).



Source: Statistics New Zealand

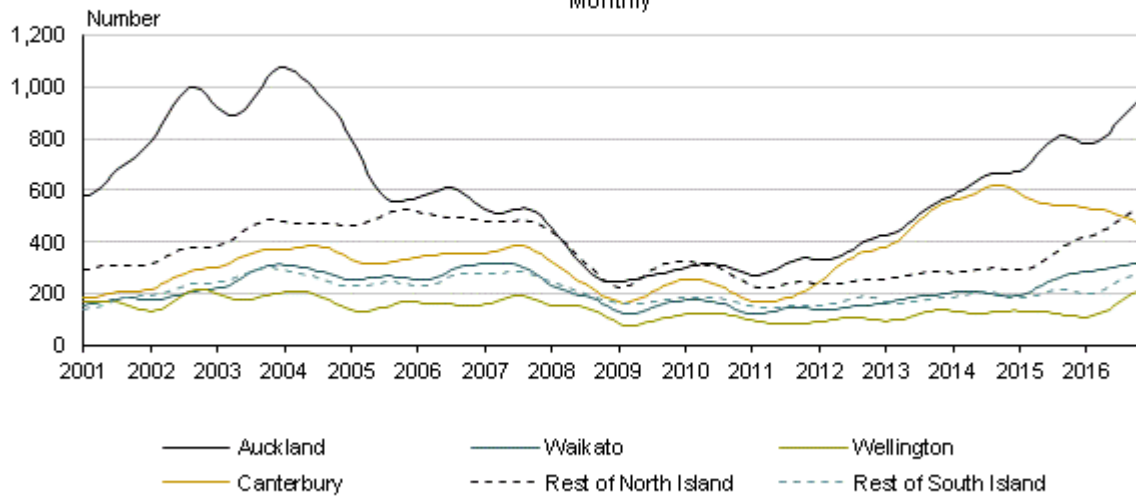
In November 2016 compared with October 2016, the trend for the number of new dwellings consented was:

- **up** 3.6 percent in Auckland
- **up** 1.0 percent in Waikato
- **up** 6.5 percent in Wellington
- **up** 3.3 percent in the rest of the North Island
- **down** 1.9 percent in Canterbury
- **up** 4.2 percent in the rest of South Island.

**Note:** Trend movements, particularly for recent months, may be revised when we add future months to the series.

## Trend for new dwellings consented

By region  
Monthly



Source: Statistics New Zealand

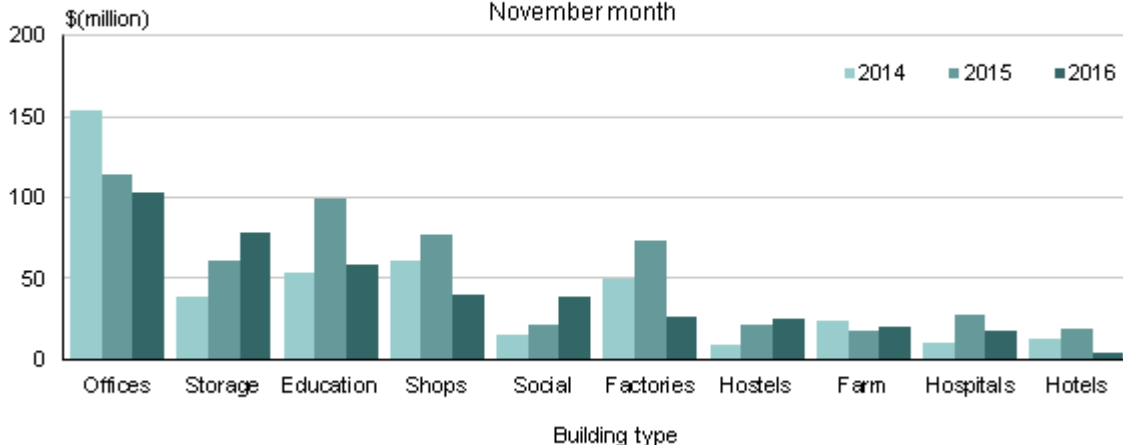
## Non-residential building consents valued at \$411 million

The value of consents for non-residential buildings in November 2016 was \$411 million – down \$120 million (23 percent) from November 2015. The largest contributors to the latest month's value were:

- offices, administration, and public transport buildings – \$102 million
- storage buildings – \$79 million
- education buildings – \$58 million
- shops, restaurants, and bars – \$39 million
- social, cultural, and religious buildings – \$39 million.

## Value of non-residential buildings consented

By building type (including alterations and additions)  
November month



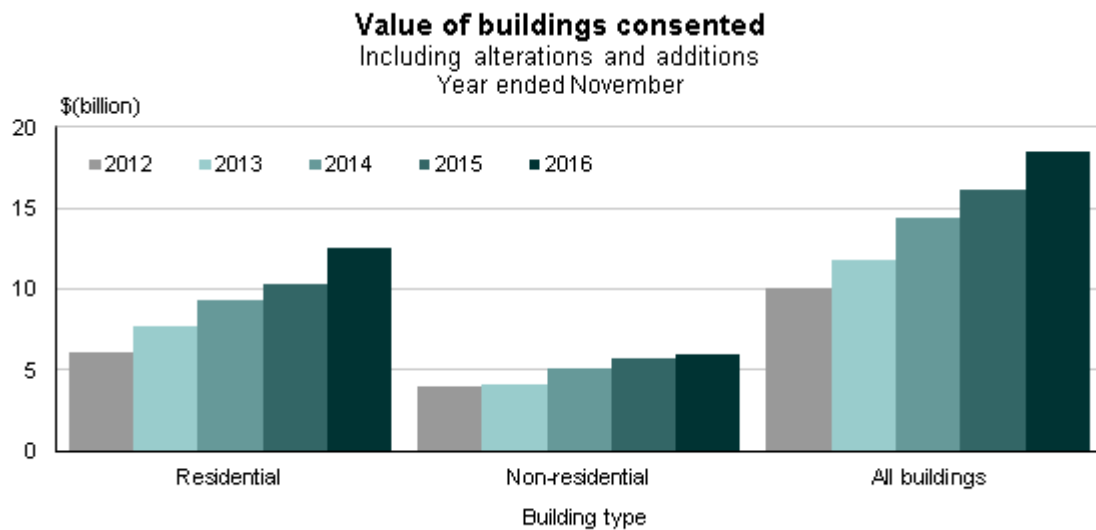
Source: Statistics New Zealand

## Consents for all buildings total \$1.6 billion

The total value of building work consented in November 2016 was \$1.6 billion. This comprised \$1.2 billion of residential work, and \$411 million of non-residential work.

For the year ended November 2016, compared with the year ended November 2015, the value of buildings consented increased for:

- all buildings – up \$2.4 billion (15 percent) to \$19 billion
- residential buildings – up \$2.2 billion (21 percent) to \$13 billion
- non-residential buildings – up \$185 million (3.2 percent) to \$6 billion.



Data for building consents is obtained from all territorial authorities in New Zealand.

## Find data tables

For more detailed data, see the Excel tables in the 'Downloads' box.

## Related links

- [Next release](#)
- [Past releases](#)
- [Data quality](#)
- [Related information](#)

## Next release

*Building Consents Issued: December 2016* will be released on 9 February 2017.

[Subscribe to information releases](#), including this one, by completing the online subscription form.

[The release calendar](#) lists all information releases by date of release.

## Past releases

[Building Consents Issued](#) has links to past releases.

## Data quality

### **Building Consents Issued – DataInfo+**

General methodology used to produce building consent statistics from March 2015 onwards.

### **Building Consents Issued concepts from March 2015 onwards – DataInfo+**

Definitions of terms used in this release.

### **Principles and protocols for producers of Tier 1 statistics**

Statistics in this release have been produced in accordance with the Official Statistics System principles and protocols for producers of Tier 1 statistics for quality. They conform to the Statistics NZ Methodological Standard for Reporting of Data Quality.

## Related information

### **Earthquake-related building consents in Canterbury**

Summarises Canterbury consents identified as earthquake-related. This table is updated monthly.

### **Value of Building Work Put in Place – information releases**

Statistics that estimate the actual dollar value of work put in place on construction jobs within New Zealand (quarterly). It includes information by building type, and deflated values.

### **Copyright and terms of use**

Includes our copyright, attribution, and liability statements.

## Contacts

**For media enquiries contact:**

Melissa McKenzie

Christchurch 03 964 8439

**Email:** [info@stats.govt.nz](mailto:info@stats.govt.nz)

**For technical information contact:**

Mark Darbyshire or Tingyu Shi

Christchurch 03 964 8302 or 03 964 8334

**Email:** [info@stats.govt.nz](mailto:info@stats.govt.nz)

**For general enquiries contact our Information Centre:**

Phone: 0508 525 525 (toll-free in New Zealand)

+64 4 931 4600 (outside New Zealand)

**Email:** [info@stats.govt.nz](mailto:info@stats.govt.nz)

**Subscription service:**

Subscribe to information releases, including this one, by completing the online subscription form.

**Correction notifications:**

Subscribe to receive an email if a correction notice is published for Building Consents Issued.

Unsubscribe to correction notifications for Building Consents Issued.

Subscribe to all to receive an email if a correction notice is published for any of our information releases.

Unsubscribe to all if you change your mind.

## Tables

See the following Excel tables in the 'Downloads' box on this page. If you have problems viewing the files, see [opening files and PDFs](#).

1. Building consents issued
2. Number of new dwellings consented
3. Number and value of new dwellings consented, by region
4. Number of new dwellings consented, trend for selected regions
5. Number of new dwellings consented, by selected territorial authority and Auckland wards
6. Value of building consents issued, actual and trend values

## Machine-readable zipped csv files

Machine-readable zipped csv files are also available. This is a way for technical users to download our data.

## Access more data on Infoshare

Infoshare allows you to organise data in the way that best meets your needs. You can view the resulting tables onscreen or download them.

### Use Infoshare

For this release, select the following category from the Infoshare homepage:

Subject category: **Industry sectors**

Group: **Building Consents - BLD**

## Next release

*Building Consents Issued: December 2016* will be released on 9 February 2017.