

Building Consents Issued: June 2016

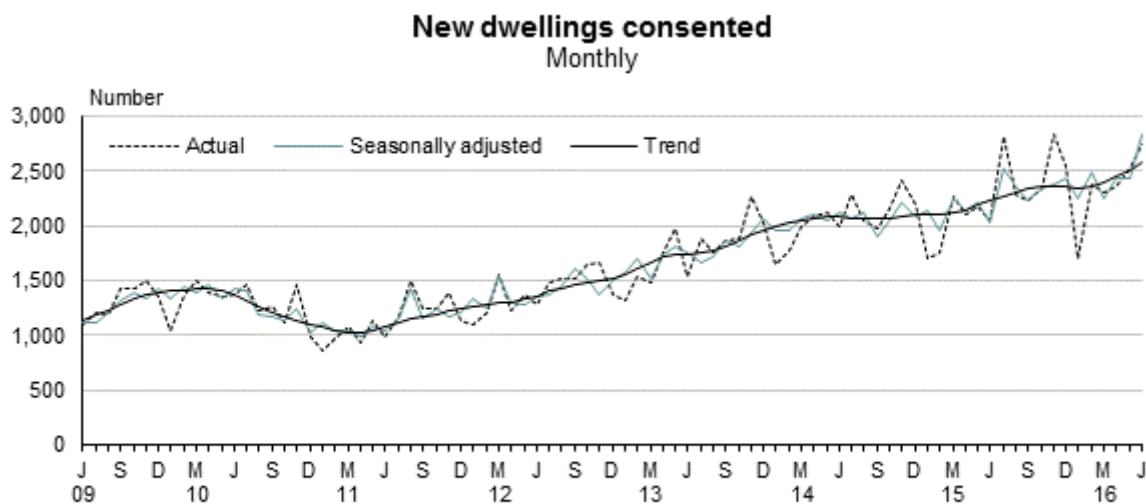
Embargoed until 10:45am – 29 July 2016

Key facts

In June 2016, building consents were issued for 2,752 new dwellings, comprising:

- 1,863 houses
- 364 townhouses, flats, and units
- 289 retirement village units
- 236 apartments.

The seasonally adjusted number of new dwellings consented rose 16 percent in June 2016. The trend is increasing.



Source: Statistics New Zealand

The actual value of building work consented in June 2016 was \$1.8 billion. For June 2016 compared with June 2015:

- residential work was up \$249 million (30 percent) to \$1.1 billion
- non-residential work was up \$285 million (63 percent) to \$739 million.

Liz MacPherson, Government Statistician
ISSN 1178-0231
29 July 2016

Commentary

- New dwellings up in June
- New dwellings up in 12 of 16 regions
- Annual dwelling consents up 16 percent
- Canterbury earthquake-related consents total \$3.7 billion
- Non-residential building consents valued at \$739 million
- Consents for all buildings total \$1.8 billion in June

Figures given are not adjusted for seasonal fluctuations unless otherwise stated. Values include GST and are not adjusted for inflation.

New dwellings up in June

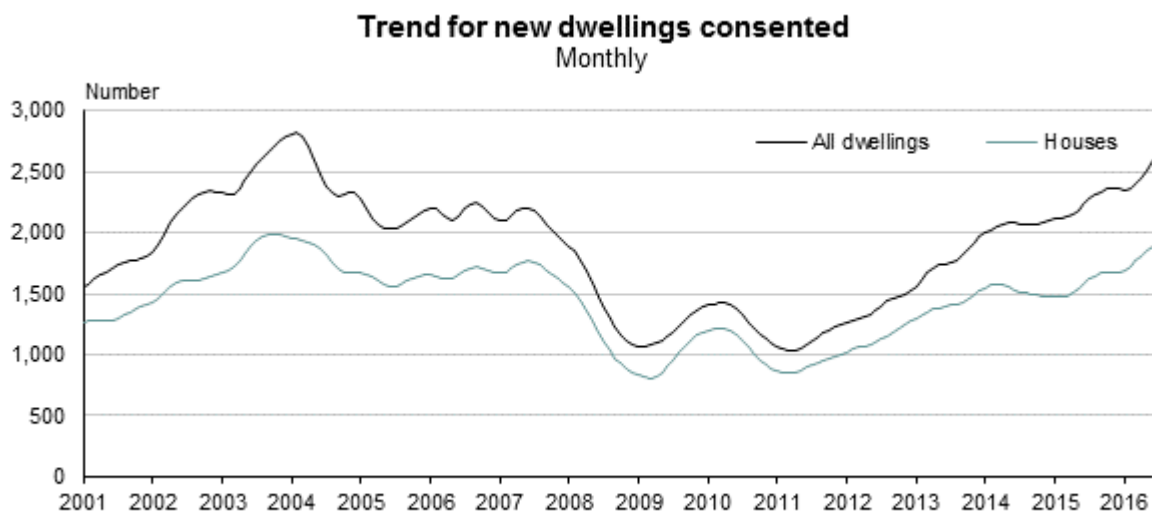
In June 2016, a total of 2,752 new dwellings were consented, comprising:

- 1,863 houses
- 364 townhouses, flats, and units
- 289 retirement village units
- 236 apartments.

The seasonally adjusted number of new dwellings rose 16 percent, following a 0.1 percent rise in May. The trend is increasing.

For houses only, the seasonally adjusted number rose 4.9 percent, following a 4.6 percent fall in May. The trend is increasing.

Both trends are at their highest level since mid-2004, having increased substantially since the low point in early 2011.



Source: Statistics New Zealand

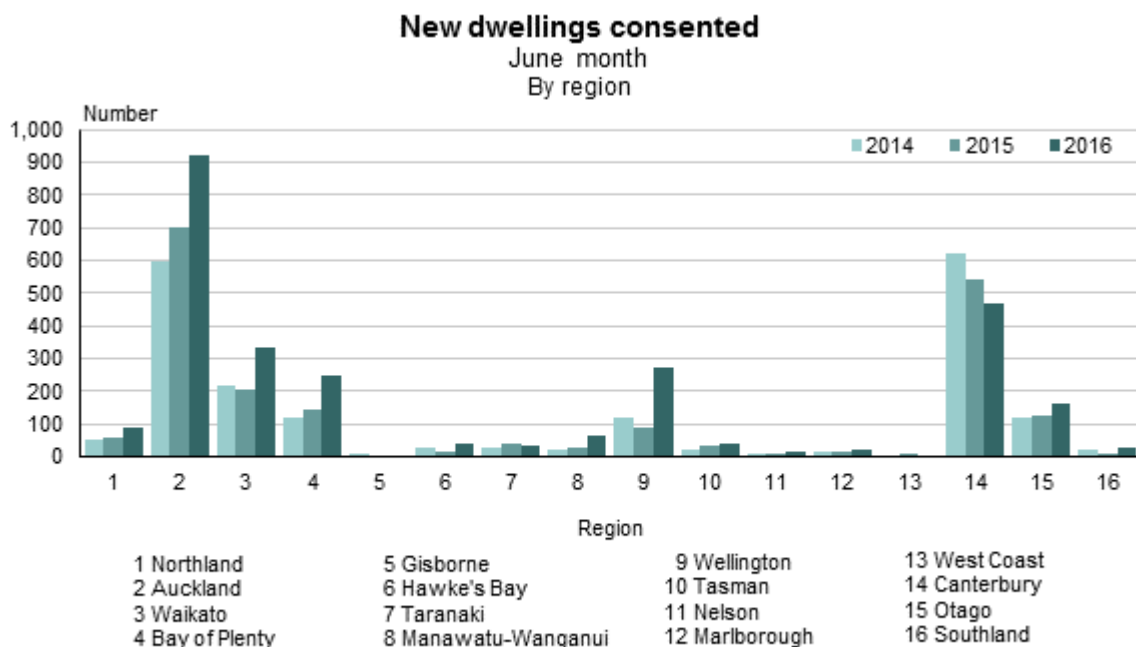
New dwellings up in 12 of 16 regions

In 12 of the 16 regions, the number of new dwellings consented in June 2016 was higher than in June 2015. The regions with the largest increases were:

- Auckland – up 217 (31 percent) to 921
- Wellington – up 187 (213 percent) to 275, including 159 retirement village units
- Waikato – up 128 (62 percent) to 335
- Bay of Plenty – up 101 (70 percent) to 246.

The number in Canterbury was 467 – down 77 (14 percent) from June 2015.

Nationally, 2,752 new dwellings were consented – up 710 (35 percent) from June 2015.



Source: Statistics New Zealand

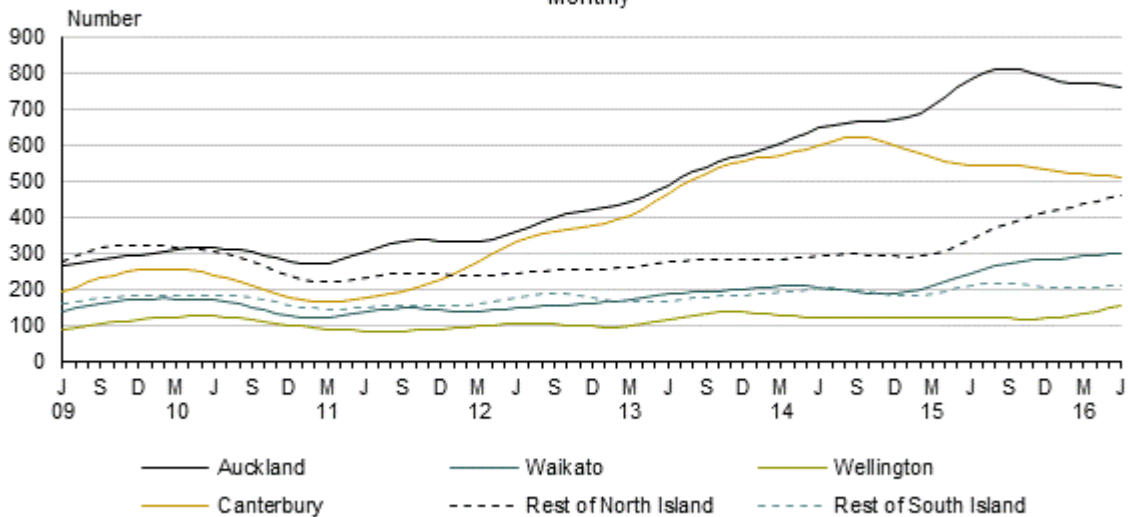
The trend for the number of new dwellings consented in Auckland appears to have tailed off since late 2015. Wellington's trend appears to be increasing, driven by consents for retirement village units. The trends for Waikato and the rest of the North Island are increasing.

For Canterbury, the trend has decreased 18 percent since the peak in late 2014, but remains at a historically high level. The trend for the rest of the South Island shows little change over the past year.

Note: Trend movements, particularly for recent months, may be revised when we add future months to the series.

Trend for new dwellings consented

By region
Monthly



Source: Statistics New Zealand

Annual dwelling consents up 16 percent

In the year ended June 2016, 29,097 new dwellings were consented, up 16 percent from the June 2015 year. This is the highest annual total since April 2005. Most growth was in Auckland and nearby regions, while the number in Canterbury decreased.

The annual total consisted of:

- 20,828 houses (up 16 percent from the June 2015 year)
- 3,802 townhouses, flats, and units (up 15 percent)
- 2,261 apartments (up 13 percent)
- 2,206 retirement village units (up 14 percent).

New dwellings consented

By building type
Year ended June



Source: Statistics New Zealand

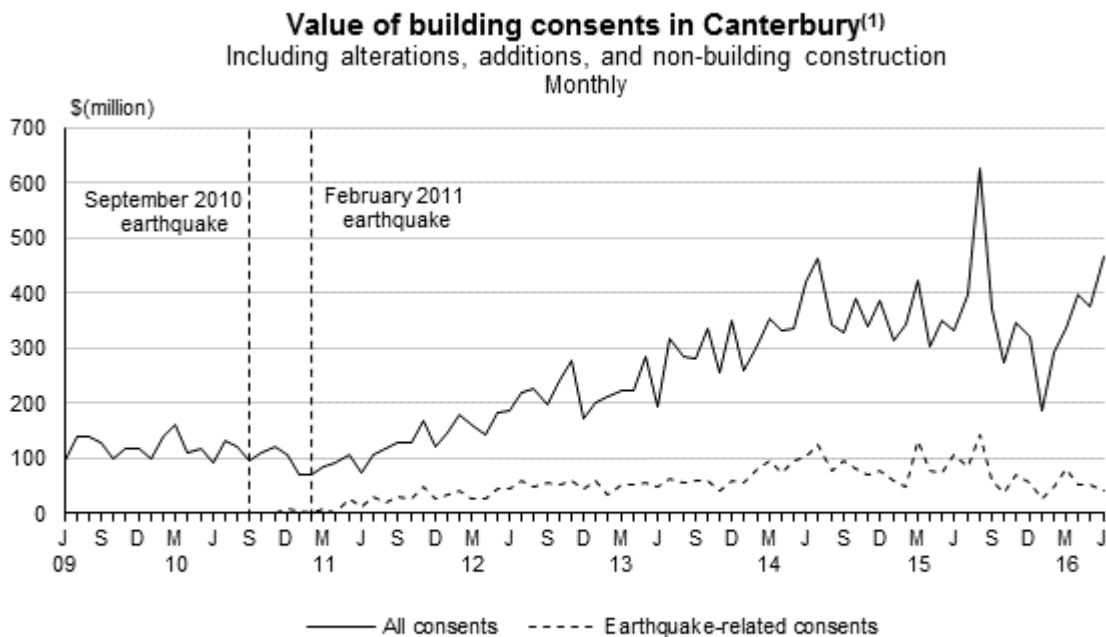
Canterbury earthquake-related consents total \$3.7 billion

Since September 2010, \$3.7 billion of Canterbury’s consents have been identified as earthquake-related building consents. This includes consents for 4,513 new dwellings.

Not all earthquake-related consents can be identified. For comparison, total figures for Canterbury from September 2010 to June 2016 were:

- \$18 billion of building consents (all construction)
- 29,936 new dwellings consented.

In June 2016, the value of consents identified as earthquake-related in Canterbury was \$40 million (of a total of \$466 million for Canterbury). This included 40 new dwellings (of a total of 467).



1. Not all earthquake-related building consents can be identified.

Source: Statistics New Zealand

Non-residential building consents valued at \$739 million

The value of consents for non-residential buildings in June 2016 was \$739 million – up \$285 million (63 percent) from June 2015. The largest contributors to the latest month’s value were:

- hospitals, nursing homes, and other health buildings – \$224 million (boosted by a \$180 million consent for the new Acute Services Building at Christchurch Hospital)
- offices, administration, and public transport buildings – \$107 million
- education buildings – \$106 million.

Value of non-residential buildings consented
By building type (including alterations and additions)
June month

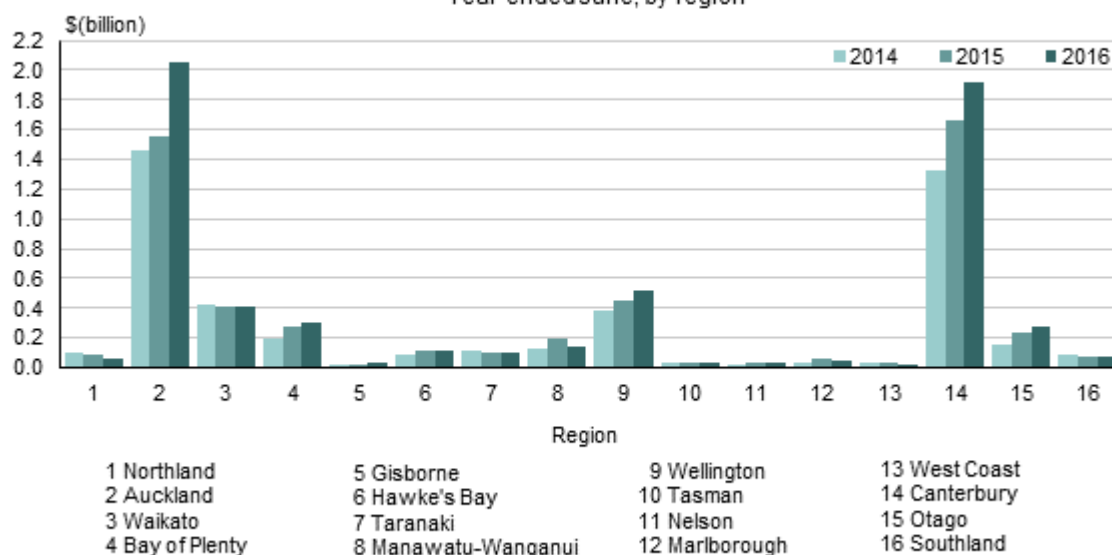


Source: Statistics New Zealand

In the year to June 2016, the regions that contributed the highest value of non-residential building consents were:

- Auckland – \$2.1 billion
- Canterbury – \$1.9 billion
- Wellington – \$518 million.

Value of non-residential building consents
Including alterations and additions
Year ended June, by region



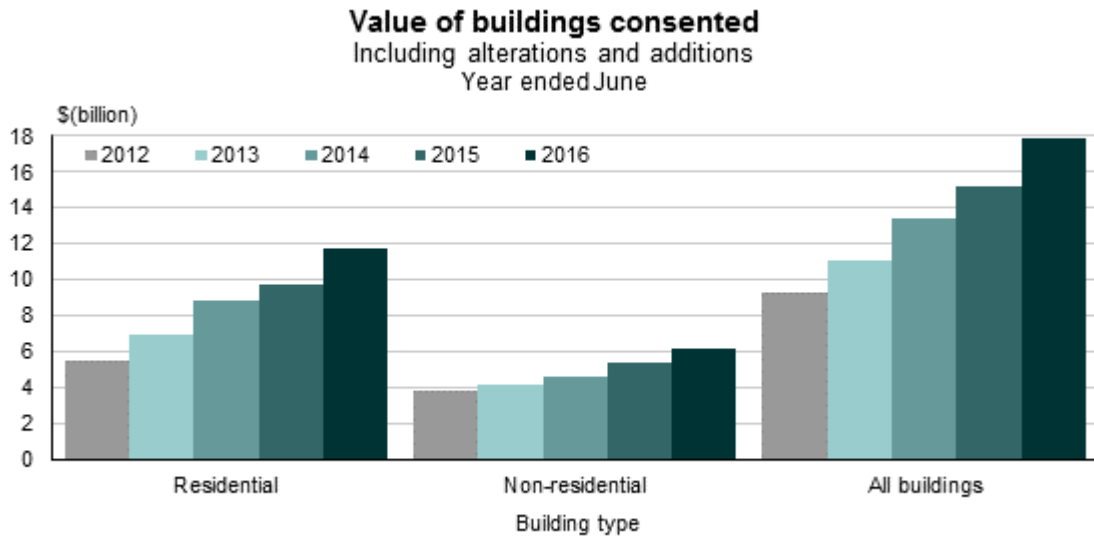
Source: Statistics New Zealand

Consents for all buildings total \$1.8 billion in June

The total value of building work consented in June 2016 was \$1.8 billion. This comprised \$1.1 billion of residential work, and \$739 million of non-residential work.

For the year ended June 2016, compared with the year ended June 2015, the value of buildings consented increased for:

- all buildings – up \$2.7 billion (18 percent) to \$18 billion
- residential buildings – up \$1.9 billion (19 percent) to \$12 billion
- non-residential buildings – up \$779 million (15 percent) to \$6.1 billion.



Source: Statistics New Zealand

Data for building consents is obtained from all territorial authorities in New Zealand.

For more detailed data, see the Excel tables in the 'Downloads' box.

Related links

- [Next release](#)
- [Past releases](#)
- [Data quality](#)
- [Related information](#)

Next release

Building Consents Issued: July 2016 will be released on 30 August 2016.

[Subscribe to information releases](#), including this one, by completing the online subscription form.

[The release calendar](#) lists all information releases by date of release.

Past releases

[Building Consents Issued](#) has links to past releases.

Data quality

Building Consents Issued – DataInfo+

General methodology used to produce building consent statistics from March 2015 onwards.

[Building Consents Issued concepts from March 2015 onwards – DataInfo+](#) Definitions of terms used in this release.

Principles and protocols for producers of Tier 1 statistics

Statistics in this release have been produced in accordance with the Official Statistics System principles and protocols for producers of Tier 1 statistics for quality. They conform to the Statistics NZ Methodological Standard for Reporting of Data Quality.

Related information

Earthquake-related building consents in Canterbury

Summarises Canterbury consents identified as earthquake-related. This table is updated monthly.

Value of Building Work Put in Place – information releases

Statistics that estimate the actual dollar value of work put in place on construction jobs within New Zealand (quarterly). It includes information by building type, and deflated values.

Copyright and terms of use

Includes our copyright, attribution, and liability statements.

Contacts

For media enquiries contact:

Clara Eatherley

Christchurch 03 964 8843

Email: info@stats.govt.nz

For technical information contact:

Mark Darbyshire or Danielle Barwick

Christchurch 03 964 8302 or 964 8918

Email: info@stats.govt.nz

For general enquiries contact our Information Centre:

Phone: 0508 525 525 (toll-free in New Zealand)

+64 4 931 4600 (outside New Zealand)

Email: info@stats.govt.nz

Subscription service:

Subscribe to information releases, including this one, by completing the online subscription form.

Correction notifications:

Subscribe to receive an email if a correction notice is published for Building Consents Issued.

Unsubscribe to correction notifications for Building Consents Issued.

Subscribe to all to receive an email if a correction notice is published for any of our information releases.

Unsubscribe to all if you change your mind.

Tables

See the following Excel tables in the 'Downloads' box on this page. If you have problems viewing the files, see [opening files and PDFs](#).

1. Building consents issued
2. Number of new dwellings consented
3. Number and value of new dwellings consented, by region
4. Number of new dwellings consented, trend for selected regions
5. Number of new dwellings consented, by selected territorial authority and Auckland wards
6. Value of building consents issued, actual and trend values
7. Number of new dwellings consented, quarterly
8. Value of building consents issued, quarterly actual and trend values

Machine-readable zipped csv files

Machine-readable zipped csv files are also available. This is a way for technical users to download our data.

Access more data on Infoshare

Infoshare allows you to organise data in the way that best meets your needs. You can view the resulting tables onscreen or download them.

Use Infoshare

For this release, select the following category from the Infoshare homepage:

Subject category: **Industry sectors**

Group: **Building Consents - BLD**

Next release

Building Consents Issued: July 2016 will be released on 30 August 2016.