

## Building Consents Issued: February 2017

Embargoed until 10:45am – 31 March 2017

### Key facts

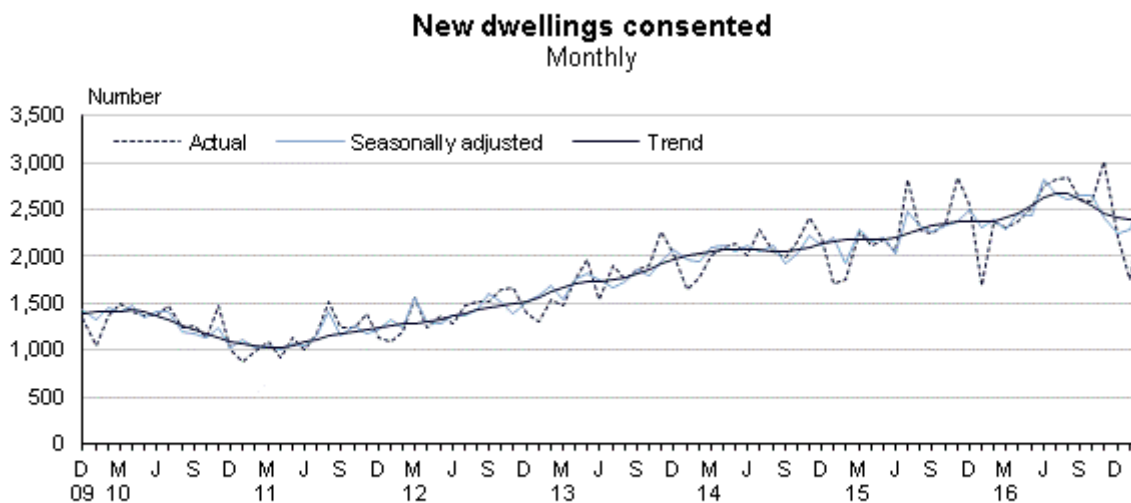
In February 2017, building consents were issued for 2,418 new dwellings:

- 1,761 houses
- 373 townhouses, flats, and units
- 225 apartments
- 59 retirement village units.

The seasonally adjusted number of new dwellings consented rose 14 percent in February 2017 (after falling 8.6 percent in November 2016 and 7.5 percent in December 2016, and rising 2.1 percent in January 2017).

The trend reached a 12-year high in mid-2016, but has fallen 11 percent since then.

In the year ended February 2017, 30,162 new dwellings were consented – up 8.7 percent from the February 2016 year.



Source: Stats NZ

Including alterations, the value of building work consented in the February 2017 month was \$1.5 billion, comprising \$1.1 billion of residential work and \$410 million of non-residential work.

Liz MacPherson, Government Statistician  
ISSN 1178-0231  
31 March 2017

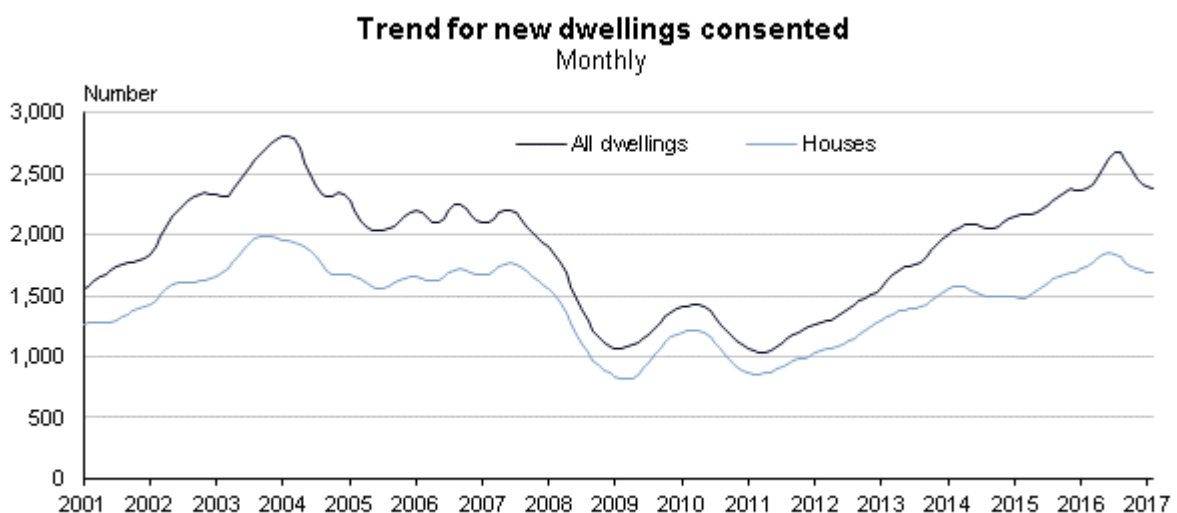
## Commentary

- [Dwellings trend continues to decrease](#)
- [Dwelling consents rebound in February](#)
- [Over 30,000 new dwellings consented annually](#)
- [Consents for all buildings total \\$1.5 billion in February](#)
- [Find data tables](#)

Figures given are not adjusted for seasonal fluctuations unless otherwise stated. Values include GST and are not adjusted for inflation.

### Dwellings trend continues to decrease

The trend for the number of new dwellings consented has fallen 11 percent since mid-2016, when it reached a 12-year high.



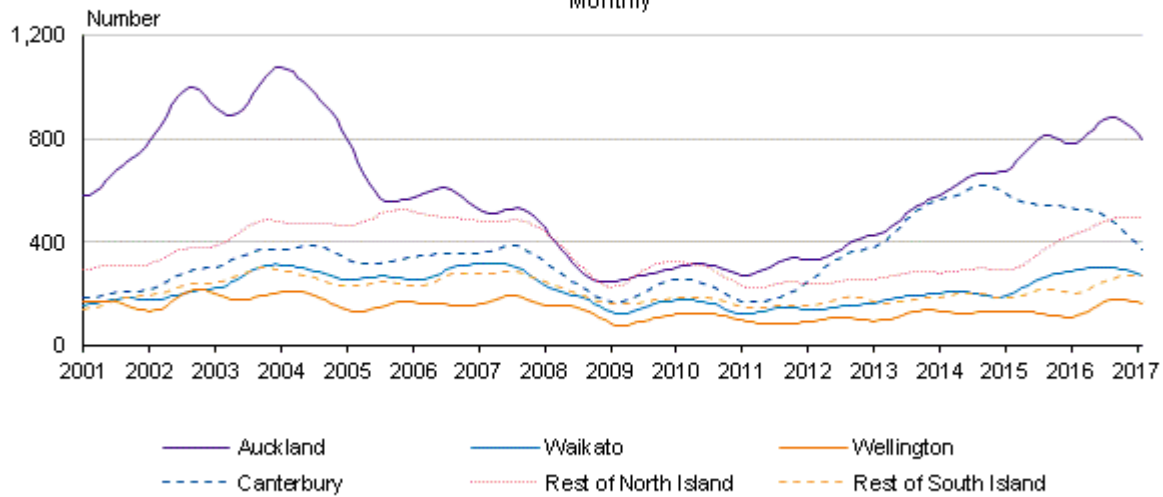
Source: Stats NZ

The trends for all six regional areas are showing signs of easing or decreasing. However, these regional trends are quite volatile, and are revised each month.

In Canterbury, the trend has fallen 40 percent since the series peak in late 2014 as the post-earthquake residential rebuild slowly winds down.

## Trend for new dwellings consented

By region  
Monthly



Source: Stats NZ

### Dwelling consents rebound in February

The seasonally adjusted number of new dwellings consented rose 14 percent in February 2017, following falls of 8.6 percent and 7.5 percent in November and December 2016, and a 2.1 percent rise in January 2017.

For houses only, the seasonally adjusted number also rose 14 percent.

In actual terms, 2,418 new dwellings were consented in February 2017 (up 1.6 percent from February 2016):

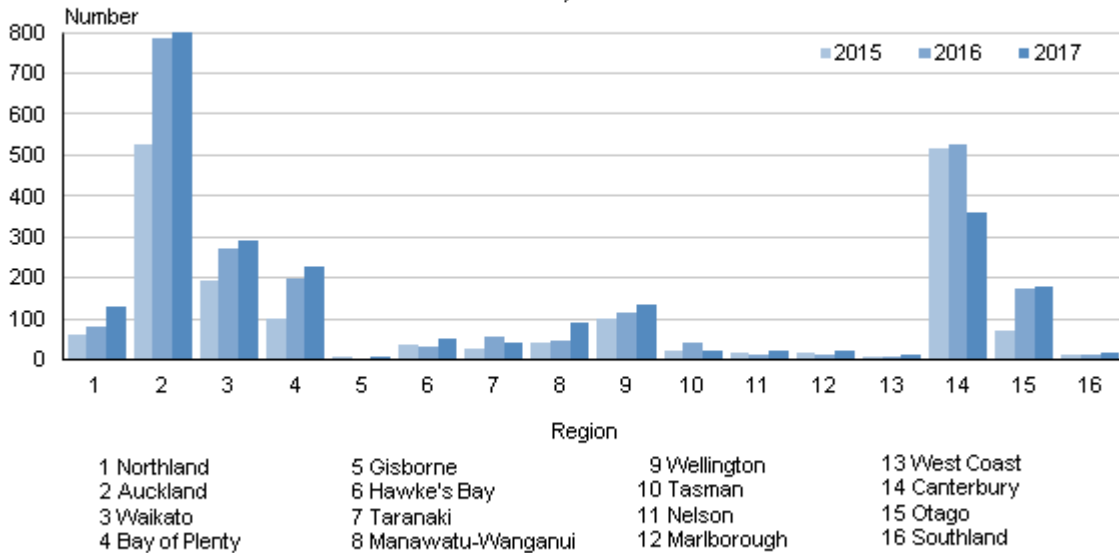
- 1,761 houses
- 373 townhouses, flats, and units
- 225 apartments
- 59 retirement village units.

The regions consenting the most new dwellings were:

- Auckland – 800 (up 1.7 percent from February 2016)
- Canterbury – 361 (down 31 percent)
- Waikato – 294 (up 7.3 percent).

### New dwellings consented

By region  
February month



Source: Stats NZ

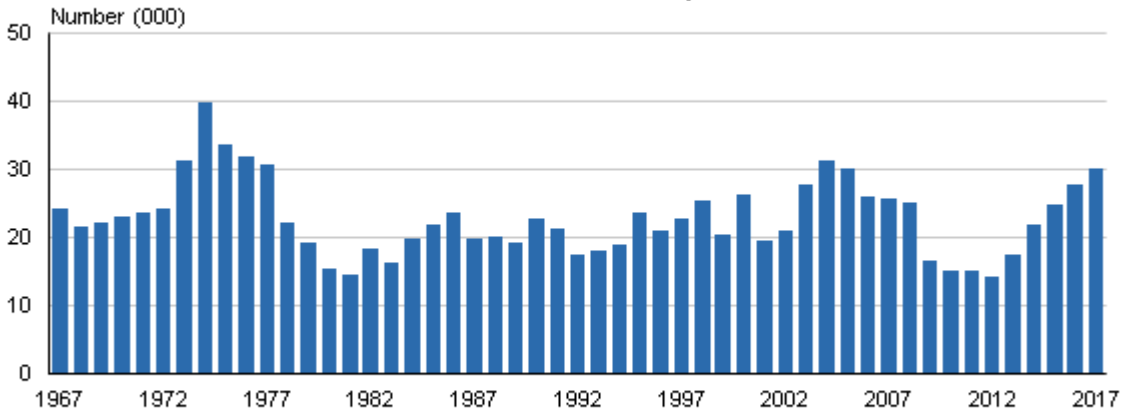
### Over 30,000 new dwellings consented annually

In the year ended February 2017, 30,162 new dwellings were consented – the most for a February year since 2005. However, this is still well below the all-time high of 40,025 new dwellings consented in the year ended February 1974.

In the February 2017 year, Auckland consented 10,045 new dwellings – also the most for a February year since 2005.

### New dwellings consented

Year ended February



Source: Stats NZ

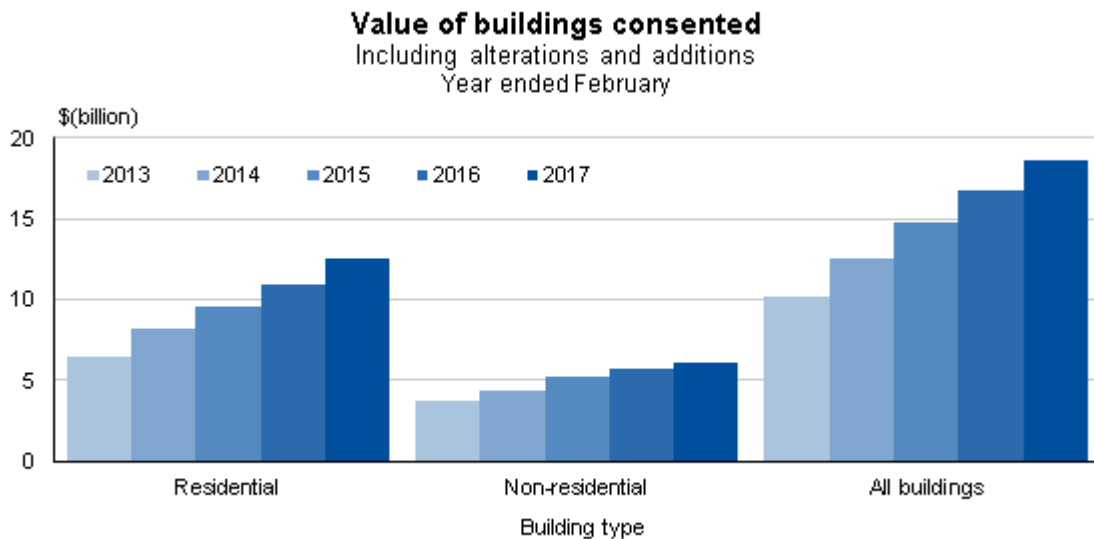
## Consents for all buildings total \$1.5 billion in February

Including alterations, consents for all buildings totalled \$1.5 billion in February 2017:

- \$1.1 billion for residential buildings
- \$410 million for non-residential buildings.

In the year ended February 2017, consents for all buildings totalled \$18.6 billion (up 11 percent from the February 2016 year):

- \$12.5 billion for residential buildings (up 14 percent)
- \$6.1 billion for non-residential buildings (up 5.3 percent).



Source: Stats NZ

## Find data tables

For more detailed data, see the Excel tables in the 'Downloads' box.

## Related links

- [Next release](#)
- [Past releases](#)
- [Data quality](#)
- [Related information](#)

## Next release

*Building Consents Issued: March 2017* will be released on 28 April 2017.

[Subscribe to information releases](#), including this one, by completing the online subscription form.

[The release calendar](#) lists all information releases by date of release.

## Past releases

[Building Consents Issued](#) has links to past releases.

## Data quality

### **Building Consents Issued – DataInfo+**

General methodology used to produce building consent statistics from March 2015 onwards.

### **Building Consents Issued concepts from March 2015 onwards – DataInfo+**

Definitions of terms used in this release.

### **Principles and protocols for producers of Tier 1 statistics**

Statistics in this release have been produced in accordance with the Official Statistics System principles and protocols for producers of Tier 1 statistics for quality. They conform to the Statistics NZ Methodological Standard for Reporting of Data Quality.

## Related information

### **Building plans put to work**

Looks at the relationship between two key Stats NZ construction information releases and what they tell us about building activity in New Zealand.

### **Earthquake-related building consents in Canterbury**

Summarises Canterbury consents identified as earthquake-related. This table is updated monthly.

### **Value of Building Work Put in Place – information releases**

Statistics that estimate the actual dollar value of work put in place on construction jobs within New Zealand (quarterly). It includes information by building type, and deflated values.

### **Copyright and terms of use**

Includes our copyright, attribution, and liability statements.

## Contacts

**For media enquiries contact:**

Neil Kelly

Christchurch 03 964 8957

**Email:** [info@stats.govt.nz](mailto:info@stats.govt.nz)

**For technical information contact:**

Mark Darbyshire or Danielle Barwick

Christchurch 03 964 8302 or 03 964 8918

**Email:** [info@stats.govt.nz](mailto:info@stats.govt.nz)

**For general enquiries contact our Information Centre:**

Phone: 0508 525 525 (toll-free in New Zealand)

+64 4 931 4600 (outside New Zealand)

**Email:** [info@stats.govt.nz](mailto:info@stats.govt.nz)

**Subscription service:**

Subscribe to information releases, including this one, by completing the online subscription form.

**Correction notifications:**

Subscribe to receive an email if a correction notice is published for Building Consents Issued.

Unsubscribe to correction notifications for Building Consents Issued.

Subscribe to all to receive an email if a correction notice is published for any of our information releases.

Unsubscribe to all if you change your mind.

## Tables

See the following Excel tables in the 'Downloads' box on this page. If you have problems viewing the files, see [opening files and PDFs](#).

1. Building consents issued
2. Number of new dwellings consented
3. Number and value of new dwellings consented, by region
4. Number of new dwellings consented, trend for selected regions
5. Number of new dwellings consented, by selected territorial authority and Auckland wards
6. Value of building consents issued, actual and trend values

## Machine-readable zipped csv files

Machine-readable zipped csv files are also available. This is a way for technical users to download our data.

## Access more data on Infoshare

Infoshare allows you to organise data in the way that best meets your needs. You can view the resulting tables onscreen or download them.

### Use Infoshare

For this release, select the following category from the Infoshare homepage:

Subject category: **Industry sectors**

Group: **Building Consents - BLD**

## Next release

*Building Consents Issued: March 2017* will be released on 28 April 2017.